

NYU LMS (Brightspace) Summer Training

Migrating NYU Classes courses and setting up course sites in the new LMS
Tuesday, June 17th @ 10AM EDT

Learning Innovation and Design



Start recording the session!

Learning Innovation and Design



Make sure your Zoom Desktop Clients is up to date!

Current version is 5.6.7

Learning Innovation and Design



What will be covered:

- Info Session Recap
- Migrating NYU Classes course sites
 - University bulk migration schedule
 - Manual process
- Understanding NYU LMS Reference Sites
- Using the Create Course Site tool
- NYU LMS introduction
 - Where is Zoom and Panopto?
 - Basic course site layout and tools
- Copying content from your Reference Site

Learning Innovation and Design

Did you attend one of the previous information sessions?

Please use the Zoom Reactions tool  to indicate if yes

Learning Innovation and Design



Information Session Recap!

Learning Innovation and Design



Migrating NYU Classes course sites

University bulk migration schedule

- SP'20 is complete
- FA'19 is ongoing (eta end of June)
- Next: [SP'21](#) > [SU'21](#) > SP'19 > SU'19 > > J-term 21

Learning Innovation and Design



Basic Steps for Fall 21 Course Sites

1. Migrate NYU Classes course site
2. Check Reference Site
3. Create Fall 21 course site in NYU LMS (Brightspace)
4. Import/copy components from Reference Site into Fall 21 site

Learning Innovation and Design



Migration & Initial Course Set Up Steps



[Help Article: Reusing NYU Classes Course Content](#)

Learning Innovation and Design

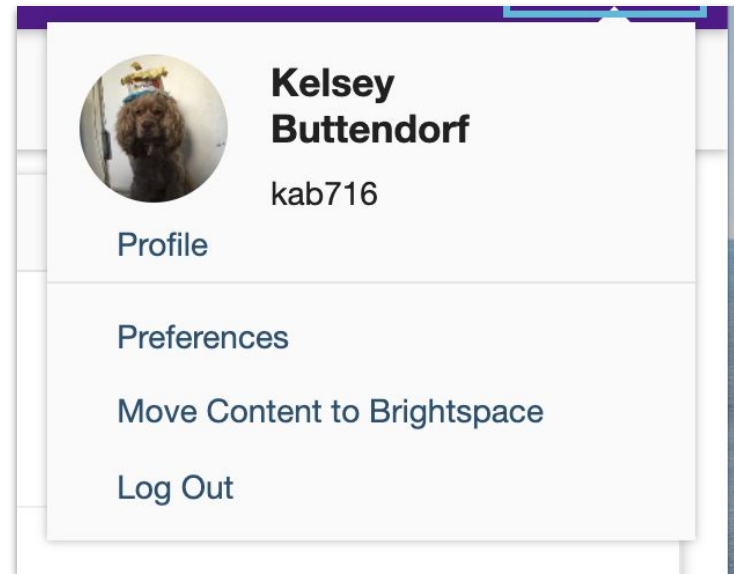
Self-Service Migration

Self-Service Migration (process of instructor self-moving a 2018 or later NYU Classes course site to NYU LMS) is available via NYU Classes.

*** This is a REFERENCE SITE, not an active course site. It contains no student data!*

**** If you wish to migrate a pre-2018 course site, you can submit a ticket with the LMS team and they can assist.*

Learning Innovation and Design





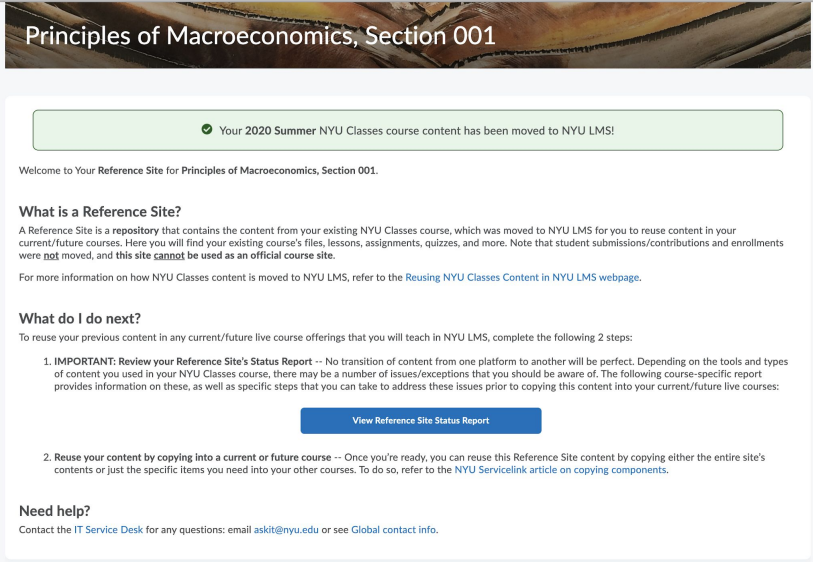
Reference Site Migration Report

This widget provides info on purpose of site and next steps for those who want to reuse this content moving forward.

Course-specific “Reference Site Report” provides a list of issues/exceptions encountered when migrating the course, and remediations of issues/exceptions.

[Sample Report](#)

Learning Innovation and Design



The screenshot shows a web page titled "Principles of Macroeconomics, Section 001". At the top, a green banner with a checkmark icon states: "Your 2020 Summer NYU Classes course content has been moved to NYU LMS!". Below this, the text reads: "Welcome to Your Reference Site for Principles of Macroeconomics, Section 001." The section "What is a Reference Site?" explains that the site is a repository of content moved to NYU LMS for reuse, noting that student submissions and enrollments were not moved and the site cannot be used as an official course site. It provides a link to the "Reusing NYU Classes Content in NYU LMS webpage". The "What do I do next?" section lists two steps: 1. Review the Reference Site's Status Report, and 2. Reuse content by copying it into a current or future course. A blue button labeled "View Reference Site Status Report" is positioned between the two steps. The page concludes with a "Need help?" section, providing contact information for the IT Service Desk and a global contact info link.

Principles of Macroeconomics, Section 001

✓ Your 2020 Summer NYU Classes course content has been moved to NYU LMS!

Welcome to Your Reference Site for Principles of Macroeconomics, Section 001.

What is a Reference Site?

A Reference Site is a repository that contains the content from your existing NYU Classes course, which was moved to NYU LMS for you to reuse content in your current/future courses. Here you will find your existing course's files, lessons, assignments, quizzes, and more. Note that student submissions/contributions and enrollments were **not** moved, and this site **cannot** be used as an official course site.

For more information on how NYU Classes content is moved to NYU LMS, refer to the [Reusing NYU Classes Content in NYU LMS webpage](#).

What do I do next?

To reuse your previous content in any current/future live course offerings that you will teach in NYU LMS, complete the following 2 steps:

1. **IMPORTANT: Review your Reference Site's Status Report** -- No transition of content from one platform to another will be perfect. Depending on the tools and types of content you used in your NYU Classes course, there may be a number of issues/exceptions that you should be aware of. The following course-specific report provides information on these, as well as specific steps that you can take to address these issues prior to copying this content into your current/future live courses:

[View Reference Site Status Report](#)

2. **Reuse your content by copying into a current or future course** -- Once you're ready, you can reuse this Reference Site content by copying either the entire site's contents or just the specific items you need into your other courses. To do so, refer to the [NYU Servicelink article on copying components](#).

Need help?

Contact the [IT Service Desk](#) for any questions: email askit@nyu.edu or see [Global contact info](#).



NYU Classes Access Roadmap (*Tentative*)

There have been significant updates to the NYU Classes access strategy. To provide more time for schools to migrate and allow ample opportunities for archiving previous course materials, a 10-year roadmap is being developed.

- Year 1: Full access for everyone through 2022
- Year 2-10: Access to course content for faculty and administrators

More details to follow and dates may change!

Learning Innovation and Design



Using the Create Course Site tool

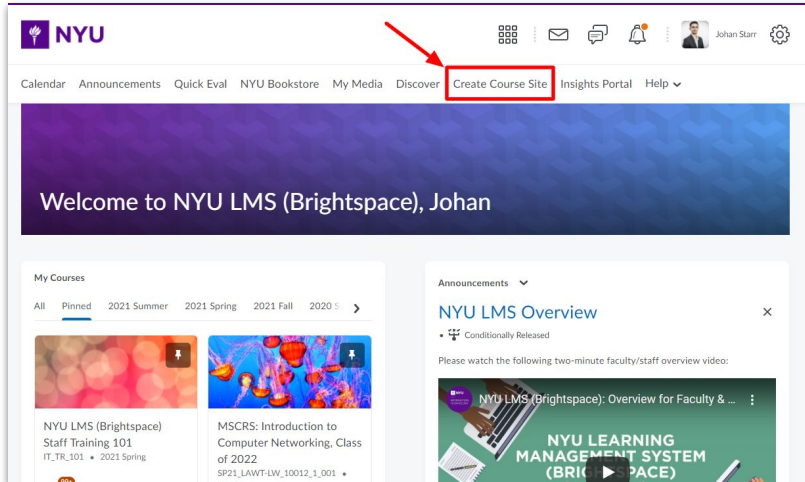
Fall 2021 course sites are available to be created!

If you do not have the Create Course Site option in your dashboard, please let us know.

Learning Innovation and Design



Using the Create Course Site tool



NYU

Calendar Announcements Quick Eval NYU Bookstore My Media Discover **Create Course Site** Insights Portal Help

Welcome to NYU LMS (Brightspace), Johan

My Courses

All Pinned 2021 Summer 2021 Spring 2021 Fall 2020 Spring

NYU LMS (Brightspace) Staff Training 101 IT_TR_101 • 2021 Spring

MSCRS: Introduction to Computer Networking, Class of 2022 SP21_LAWT-LW_10012_1_001

Announcements

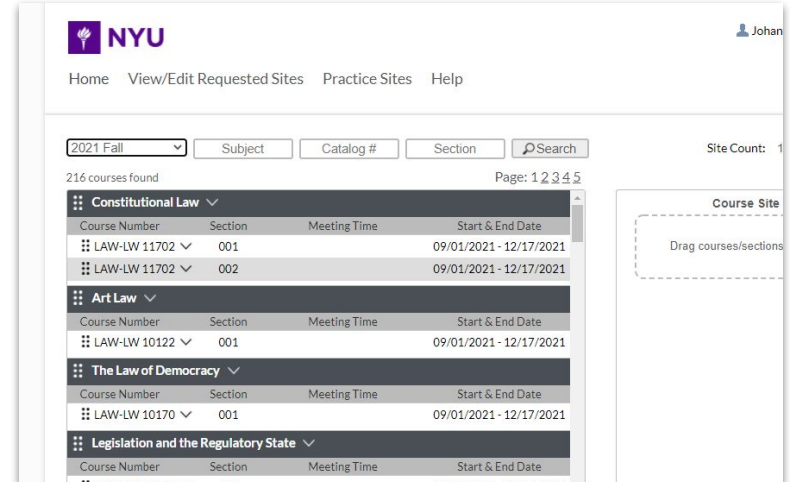
NYU LMS Overview

Conditionally Released

Please watch the following two-minute faculty/staff overview video:

NYU LMS (Brightspace): Overview for Faculty & Staff

NYU LEARNING MANAGEMENT SYSTEM (BRIGHTSPACE)



NYU

Home View/Edit Requested Sites Practice Sites Help

2021 Fall Subject Catalog # Section Search

Site Count: 1

216 courses found Page: 1 2 3 4 5

Course Number	Section	Meeting Time	Start & End Date
Constitutional Law			
LAW-LW 11702	001		09/01/2021 - 12/17/2021
LAW-LW 11702	002		09/01/2021 - 12/17/2021
Art Law			
LAW-LW 10122	001		09/01/2021 - 12/17/2021
The Law of Democracy			
LAW-LW 10170	001		09/01/2021 - 12/17/2021
Legislation and the Regulatory State			

Course Site

Drag courses/sections

Learning Innovation and Design

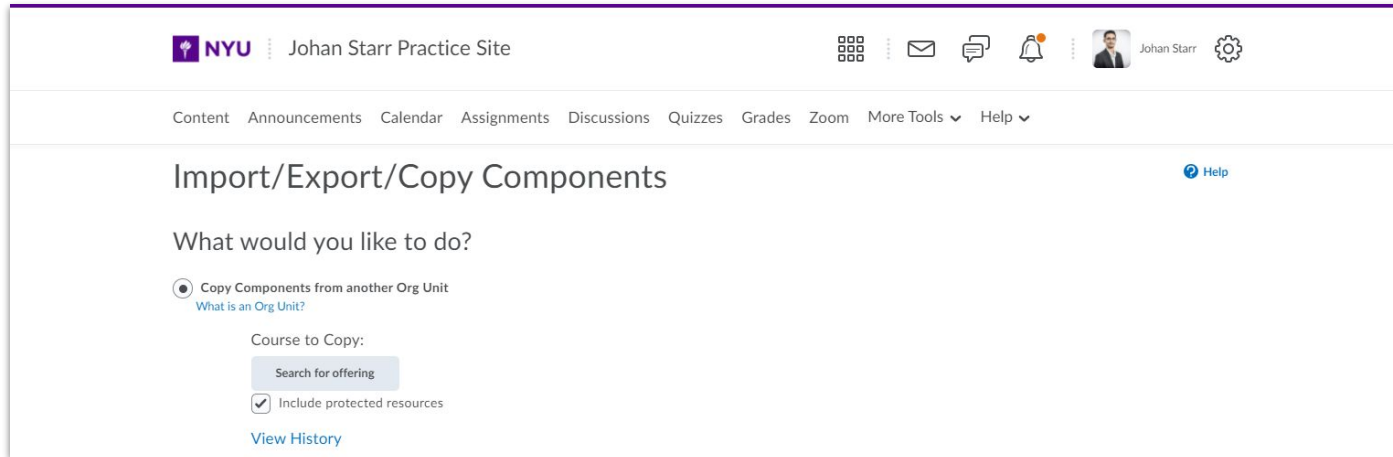


NYU LMS introduction

- Basic layout and nomenclature
 - Table of Contents
 - Units
 - Lessons (Subdivision/folder)
 - HTML Docs (webpage)
 - Assignments
 - Discussions
 - And more...
- Zoom
- Panopto

Learning Innovation and Design

Copying content from your Reference Site



The screenshot shows the NYU Practice Site interface. At the top, there's a header with the NYU logo, the text 'Johan Starr Practice Site', and several icons (grid, envelope, speech bubble, bell, user profile, and settings). Below the header is a navigation bar with links: Content, Announcements, Calendar, Assignments, Discussions, Quizzes, Grades, Zoom, More Tools (with a dropdown arrow), and Help (with a dropdown arrow). The main content area is titled 'Import/Export/Copy Components' with a 'Help' link. Below this title is the question 'What would you like to do?'. There are two radio button options: 'Copy Components from another Org Unit' (which is selected) and 'What is an Org Unit?'. Under the selected option, there's a section 'Course to Copy:' with a 'Search for offering' button. Below that is a checkbox labeled 'Include protected resources' which is checked. At the bottom of this section is a 'View History' link.

NYU Johan Starr Practice Site

Content Announcements Calendar Assignments Discussions Quizzes Grades Zoom More Tools ▾ Help ▾

Import/Export/Copy Components [Help](#)

What would you like to do?

☒ Copy Components from another Org Unit
[What is an Org Unit?](#)

Course to Copy:

☒ Include protected resources

[View History](#)

Learning Innovation and Design

Training. Training. Training.

Learning Innovation and Design



How do I get trained?

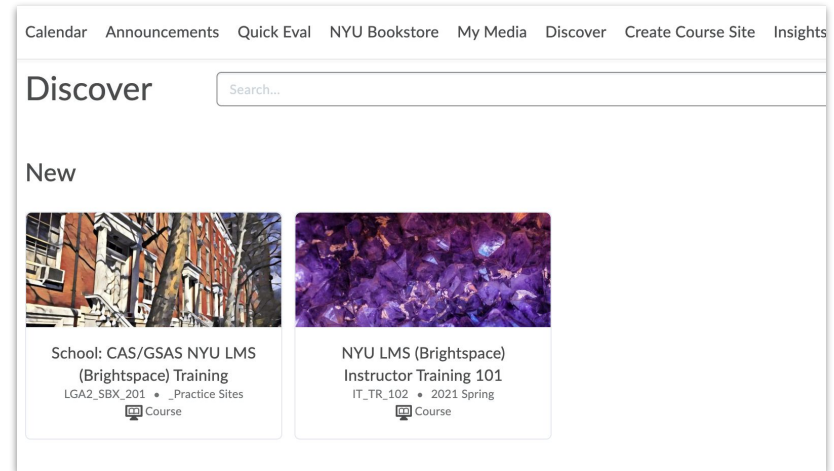
NYU IT and NYU Law LID are building resources and offering training. We encourage you to use all of these available resources.

1. Enroll in the “NYU LMS (Brightspace) Instructor Training 101” course (instructions on next slide),
2. Review the [Instructor/Staff “getting started” page](#), and [NYU IT Guide for Instructors](#),
3. Attend NYU Law LID’s Brightspace Training Workshops throughout the summer.
4. Schedule a [training session](#) with NYU IT,
5. Contact NYU Law’s Learning Innovation and Design team at law.learntech@nyu.edu.

Learning Innovation and Design

“NYU LMS (Brightspace) Instructor Training 101”

- Login to brightspace.nyu.edu using your NetID credentials.
- All instructors should see a top Navigation bar “Discover”.
 - If enrolled in all options, the “Discover” bar shows up empty.



Learning Innovation and Design



In-person Hybrid Classroom Training

Due to travel restrictions, vaccination status, and other external factors, we anticipate that a number of students will not be able to physically attend in-person classes. To prepare faculty who will have remote students, we will be conducting individual training, as we did last summer, for “hybrid” instruction.

Sign now at <http://support.nyulaw.online!>

Click on “Register for Training” located at the top right of the site.

NOTE: On-site support for classes in the fall will largely depend on the return to campus policy, health concerns, and Law School specific requirements for student participation.

Learning Innovation and Design



NYU | LAW



What should I do next?

- *Enroll* in the “NYU LMS (Brightspace) Instructor Training 101” course on NYU LMS,
- *Review* the [Instructor/Staff “getting started” page](#), [NYU IT Guide for Instructors](#), and NYU Law LID’s [instructional technology support site](#),
- *Create* a Practice Site,
- *Attend* [NYU Law LID’s Brightspace Training Workshops](#) throughout the summer,
- *Schedule* for a [training session](#) with NYU IT,
- *Register* for in-person (classroom) [training for hybrid instruction](#),
- *Contact* NYU Law’s Learning Innovation and Design team at law.learntech@nyu.edu.

Learning Innovation and Design

Q&A

Learning Innovation and Design



Thank you

Contact us at law.learntech@nyu.edu with any questions, concerns or general consultation.

Learning Innovation and Design

